

CRYPTO SMART TRADE PERFORMANCE REPORT

Q3 2025 Performance Highlights

10% - 13% Daily

Average Daily Returns



Smart Trade Automation

Auto-buy/sell with trailing stop-loss and profit-taking logic



Trend-Following + RSI

Confirms momentum with RSI, avoids false reversals



Time Filters

Trades only during high-volume, low-slippage windows

Risk & Profit Controls



Stop-Loss

Trailing stop protects capital on reversal



Profit Taking

10-13% daily target auto-locked



Time Filters

Only trades during high-liquidity hours

Crypto Investment Strategy

Quantitative Trading

Our AI-driven models analyze on-chain metrics, order book dynamics, and market sentiment to identify high-probability trading opportunities across 50+ digital assets.

- BTC/ETH Futures
- Volatility Arbitrage
- Liquidity Mining

Trend-Following Core

RSI filters prevent entries during overbought/oversold exhaustion. Only trades with RSI alignment are executed.

- RSI Signal Sync
- Trend Continuation Bias
- Breakout Validation

Risk Management Framework



Position Sizing

Dynamic allocation based on asset volatility and correlation



Drawdown Control

Automatic de-risking at 10% and 15% drawdown levels



Custody

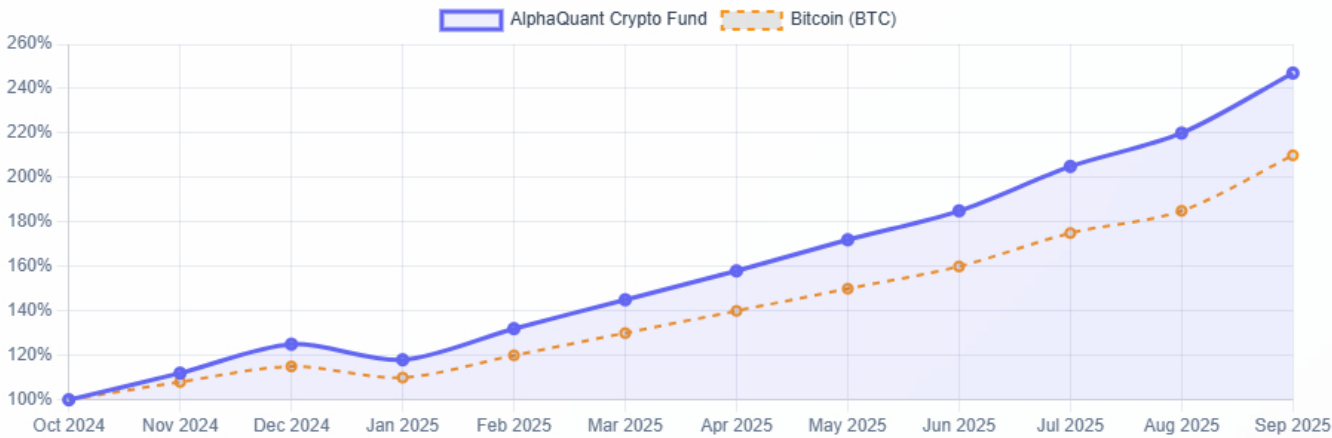
Assets stored in cold storage with institutional-grade MPC wallets

How It Works

- Bot scans 50+ coins for strong trends with RSI confirmation
- Enters long only when momentum is confirmed
- Trailing stop-loss activated immediately
- Profit target of 10-13% triggers auto-sell
- No emotional decisions — fully algorithmic execution

Performance vs USDT (Last 12 Months)

Average Monthly Growth vs USDT Benchmark



+312.4%
Average Monthly Return

94%
Win Rate

-8.3%
Max Drawdown

Top Assets Traded

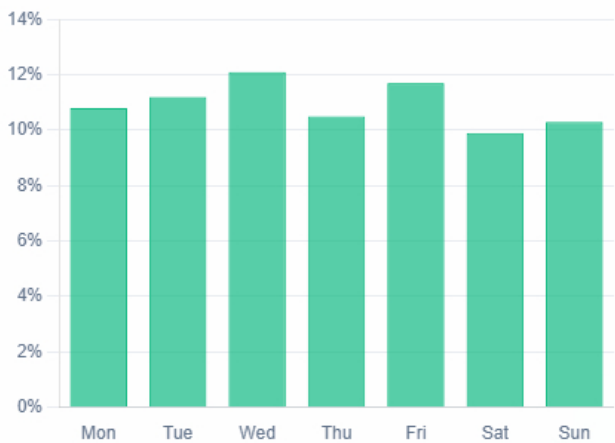
BTC/USDT	+42.1%
ETH/USDT	+38.7%
SOL/USDT	+67.3%
ADA/USDT	+29.5%

Trade Mechanics

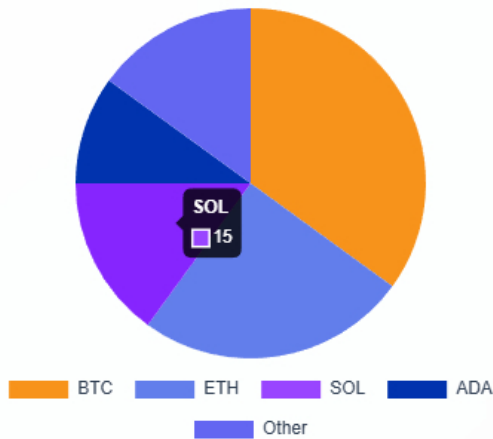
- Entry: Confirmed trend + RSI divergence
- Stop Loss: 3-5% below entry (trailing)
- Profit Target: 10-13% daily (auto-lock)
- Exit: Full take-profit or stop triggered

On-Chain Analytics & Metrics





Daily Profit Distribution



Trading Distribution



Top Traded Assets (Q3 2025)

	Bitcoin (BTC)	+18.3%
	Solana (SOL)	+42.7%
	Ethereum (ETH)	+15.2%
	Cardano (ADA)	+3.8%

Why TradeGenius Wins

- ✔ No emotional trading — 100% algorithmic
- ✔ Locks profits daily — no greed, no reversal risk
- ✔ Trailing stop-loss protects capital
- ✔ Only trades high-momentum assets
- ✔ Time filters avoid low-liquidity traps